

INTERSTATE 10 & WARNER RD | TEMPE, ARIZONA



ACRES:
±6.67

SQUARE FEET:
±290,833

ZONING:
General Industrial
SWOD

ADDRESS:
1700 WEST GREENTREE DRIVE, TEMPE, ARIZONA 85284

SUMMARY:
Located near the border of Tempe and Phoenix, this fitness anchored property is close to the upper income Village of Ahwatukee. The surrounding 3-mile trade area boasts a population of over 110,000 residents and over 150,000 workers and an average annual household income of \$98,000. Over 200,000 vehicles per day pass through the intersection of I-10 and Warner Rd which is a major route for commuters heading into Phoenix or shopping at the nearby Ikea anchored Emerald Center.

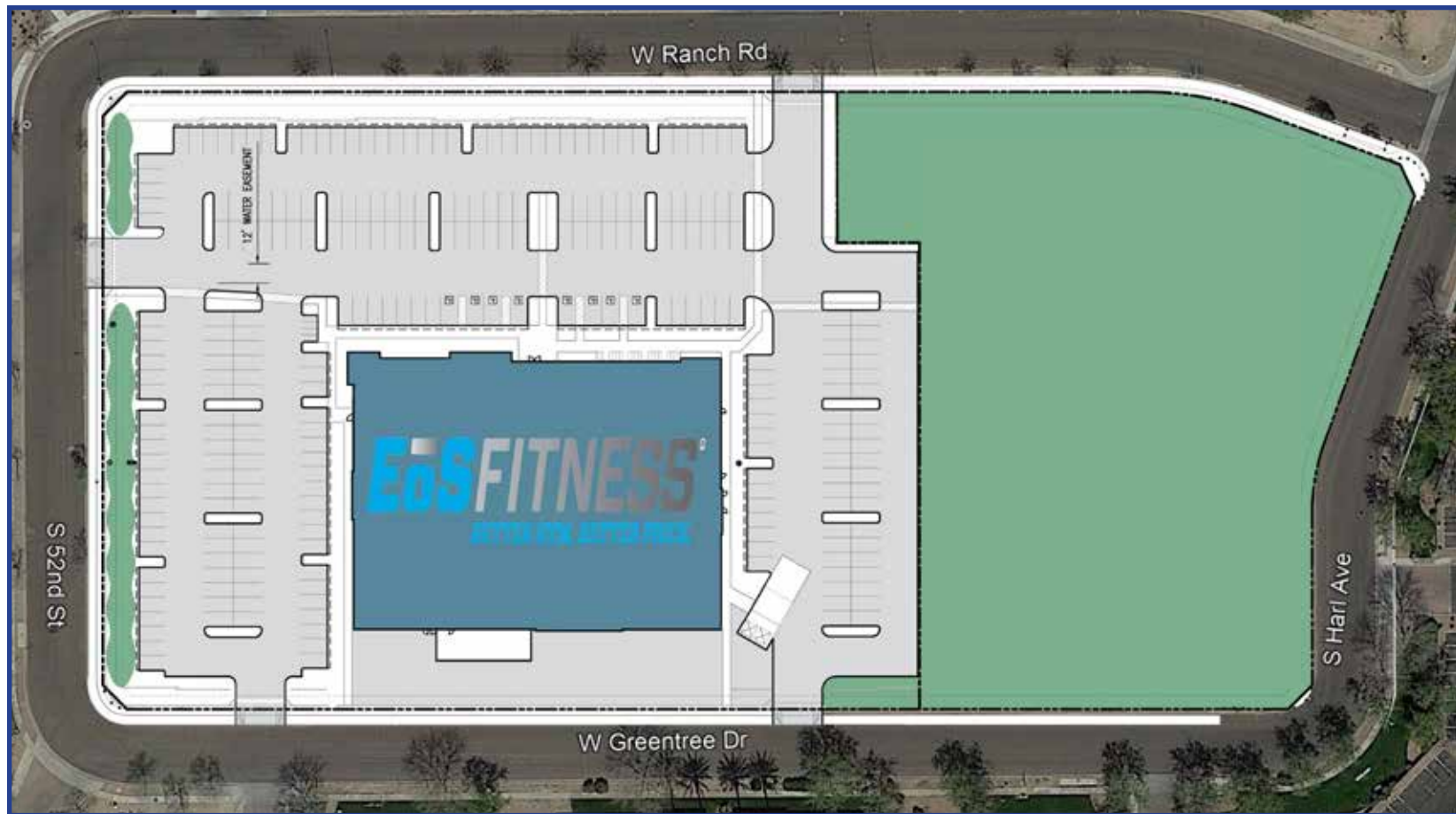


Jim Gardner
Executive Vice President
602.224.4149 Direct
480.596.9399 Office
jgardner@barclaygroup.com

2415 E Camelback Rd, Suite 900
Phoenix, Arizona, 85016
www.BarclayGroup.com

OVERVIEW

Average HH Income			Total Population			Daytime Population			Total Households		
1 Mile	3 Miles	5 Miles	1 Mile	3 Miles	5 Miles	1 Mile	3 Miles	5 Miles	1 Mile	3 Miles	5 Miles
\$76,612	\$98,275	\$91,898	11,954	101,376	233,768	20,436	115,060	260,452	5,647	42,303	95,558



Barclay Group makes no warranty or representation, expressed or implied, as to the accuracy of the information contained herein and the same is submitted to errors, omissions, change of price, rental or other conditions, withdrawal without notice, and to any special listing conditions imposed by our principals.



Jim Gardner
 Executive Vice President
 602.224.4149 Direct
 480.596.9399 Office
 jgardner@barclaygroup.com

2415 E Camelback Rd, Suite 900
 Phoenix, Arizona, 85016
 www.BarclayGroup.com

AERIAL



Jim Gardner
Executive Vice President
602.224.4149 Direct
480.596.9399 Office
jgardner@barclaygroup.com

2415 E Camelback Rd, Suite 900
Phoenix, Arizona, 85016
www.BarclayGroup.com

DEMOGRAPHICS (3 Miles)

ANNUAL HOUSEHOLD SPENDING



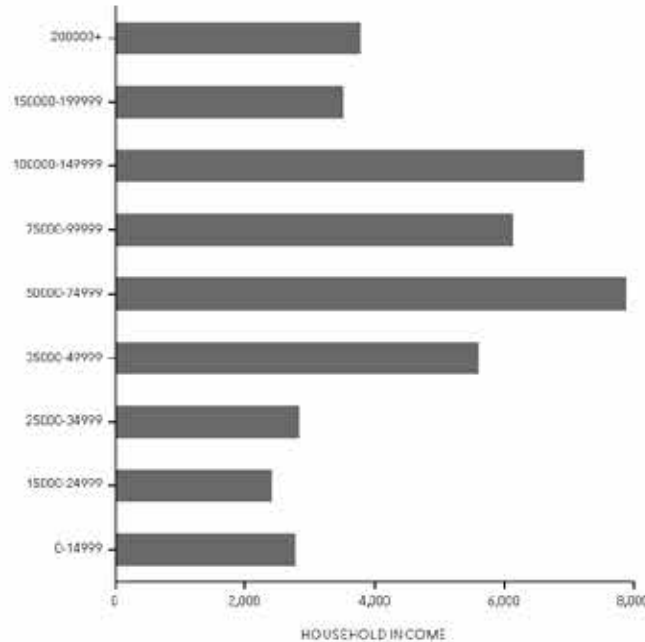
INCOME



Tapestry Segments



KEY FACTS

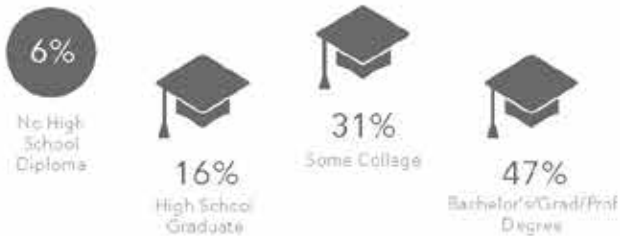


Average Household Size for this area

2.41 which is less than the average for United States

Area	Value	0.00	4.00
Maricopa County	2.69		
Arizona	2.54		
United States	2.59		
This area	2.41		

EDUCATION



EMPLOYMENT

